

**ÜBERSICHTSZEICHNUNG
ASSEMBLY DRAWING**

HAIBIKE

TREKKING 4 CROSS LOW



ALLTRACK 5 / 6 / 7 (MY23)

TREKKING 4 / 5 / 7 (MY23)

TREKKING 4 CROSS LOW

(MY23)

ÜBERSICHTSZEICHNUNG ASSEMBLY DRAWING

LAPIERRE





OVERVOLT HT 7.6 LOW & HIGH (MY23)

OVERVOLT HT 8.7 LOW & HIGH (MY23)

EXPLORER 7.6 LOW & HIGH (MY23)

EXPLORER 8.7 LOW & HIGH (MY23)

HOW TO USE EXPLODED VIEW

BOM-ID	Description	Specification	Torque	QTY	Service Kit nr.
1	Counter sunk screw (Set)	IS2 - M3 x 8 mm	1 Nm	2	KHB00025  

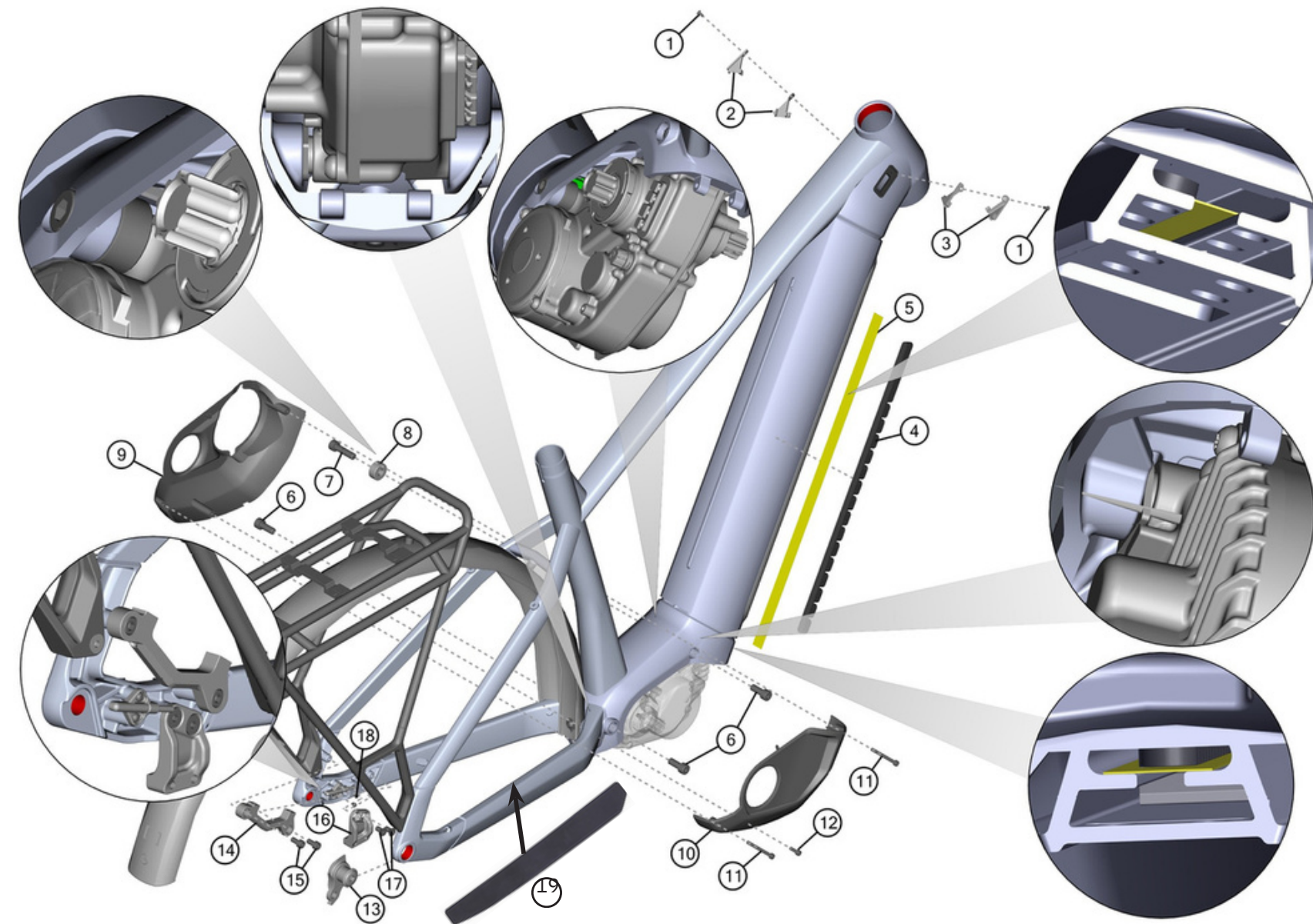
“ You can click on the logo according to your part's supplier. It will take you to the purchase page. ”



A screenshot of a web browser showing a product page. The browser address bar shows 'KHB00025'. The page header includes navigation menus for 'Commander', 'Info commandes', 'Service', 'Actu', 'Bilsons personnalisés', 'Aide Accentry', and 'Offres'. Below the header is a breadcrumb trail: 'Accueil / Rechercher / Vélos / Service Kits / JEU DE SUPPORTS ENTRÉE DE CÂBLES MOTEUR YAMAHA E-BIKE HAIBIKE ALLTRACK GAUCHE/DROITE NOIR'. The main content area features an image of the product: a set of black plastic cable inlet supports and five screws. To the right of the image, the product title is 'JEU DE SUPPORTS ENTRÉE DE CÂBLES MOTEUR YAMAHA E-BIKE HAIBIKE ALLTRACK GAUCHE/DROITE NOIR 2023'. Below the title, it says 'TRK ALLTRACK YAMAHA CABLE INLET SET' and lists features: 'Comprend: support d'entrée de câbles gauche et droite, vis.' It also provides the article number 'KHB00025', barcode '8715957603410', and supplier reference 'KHB00025'. A green 'Stock ✓' indicator is present. The price is listed as 'Prix public € 9,99'. At the bottom, there is a quantity selector set to '1' and a blue 'Commander' button.


ÜBERSICHTSZEICHNUNG

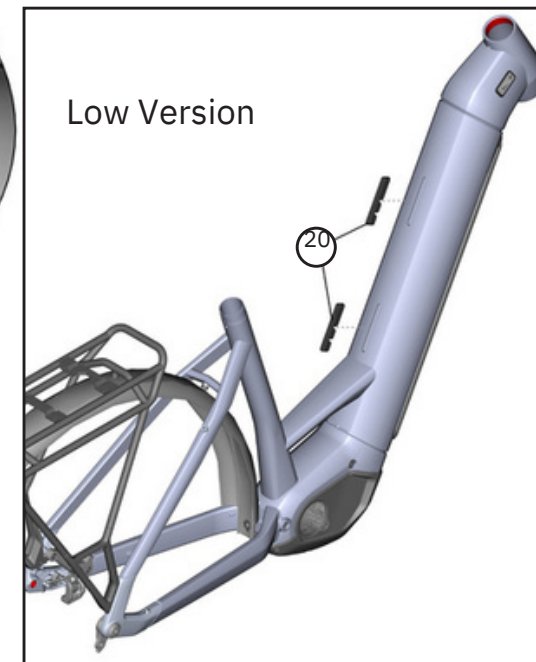
ASSEMBLY DRAWING main frame



Hinweis: Bei den Schrauben muss mittelfeste Gewindegewissicherung verwendet werden. Rote Flächen müssen gefettet werden.

Note: use medium strength screw lock for screw threads. red surfaces has to be greased.




















 $\frac{3}{4}$ medium strength screwlock



Don't grease the thread!

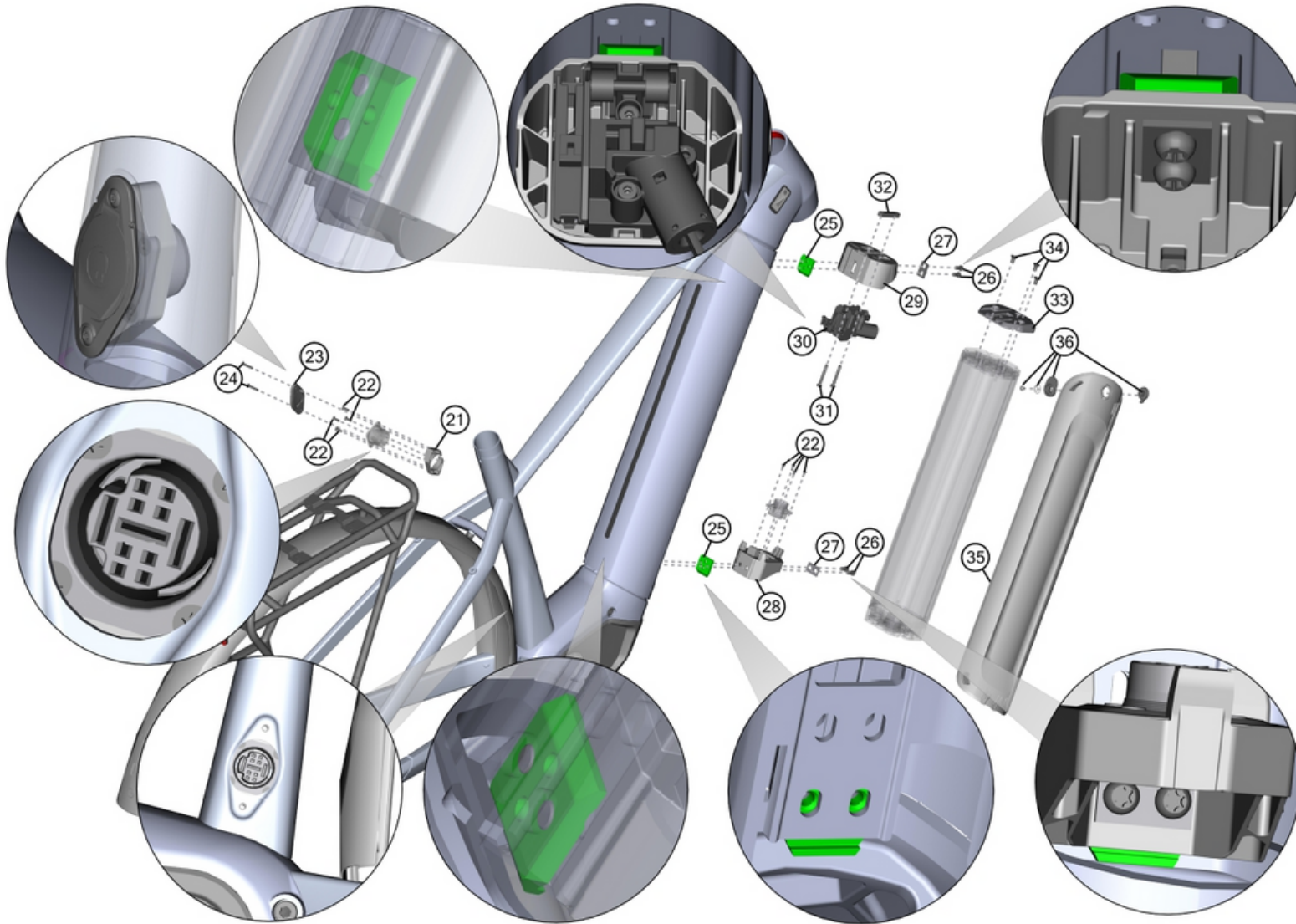
ÜBERSICHTSZEICHNUNG

ASSEMBLY DRAWING main frame

BOM-ID	Description	Specification	Torque	QTY	Service Kit nr.
1	Counter sunk screw (Set)	IS2 - M3 x 8 mm	1 Nm	2	KHB00025 
2	Cable inlets left side (Set)			1	KHB00025 
3	Cable inlets right side (Set)			1	KHB00025 
4	MRS rail sealing rubber			1	KHB00026 
5	Foil for MRS rubber	18 x 500 x 0,3 mm		1	KHB00026 
6	Cylinder head screw	TX45 - M8 x 20 mm	20 - 24 Nm	3	KHB00027 
7	Cylinder head screw	TX45 - M8 x 30 mm	20 - 24 Nm	1	KHB00027 
8	Spacer	10 mm		1	KHB00027 
9	Motor cover left			1	KHB00028 
10	Motor cover right			1	KHB00028 
11	Cylinder head screw	TX20 - M4 x 50 mm	1 - 2 Nm	2	KHB00028 
12	Cylinder head screw	TX20 - M4 x 12 mm	1 - 2 Nm	1	KHB00028 
13	UDH derailleur hanger + nut	Don't grease the thread!	25 Nm	1	
14	Brake adapter	(PM 180mm)		1	KHB00029 
15	Cylinder head screw	IS5 - M6 x 12 mm	6 - 8 Nm	2	KHB00029 
16	Kickstand adaptor			1	
17	Counter sunk screw	TX30 - M6 x 12 mm	10 Nm	2	
18	Lens head screw	TX10 - M3 x 4 mm	1 - 2 Nm	2	
19	Chainstay protector			1	KHB00030 
20	MRS rail sealing rubber (Low Version)			2	KHB00026 

ÜBERSICHTSZEICHNUNG

ASSEMBLY DRAWING battery mount



Hinweis: Bei den Schrauben muss mittelfeste Gewindesicherung verwendet werden. Rote Flächen müssen gefettet werden.































Note: use medium strength screw lock for screw threads. red surfaces has to be greased.



> medium strength screwlock

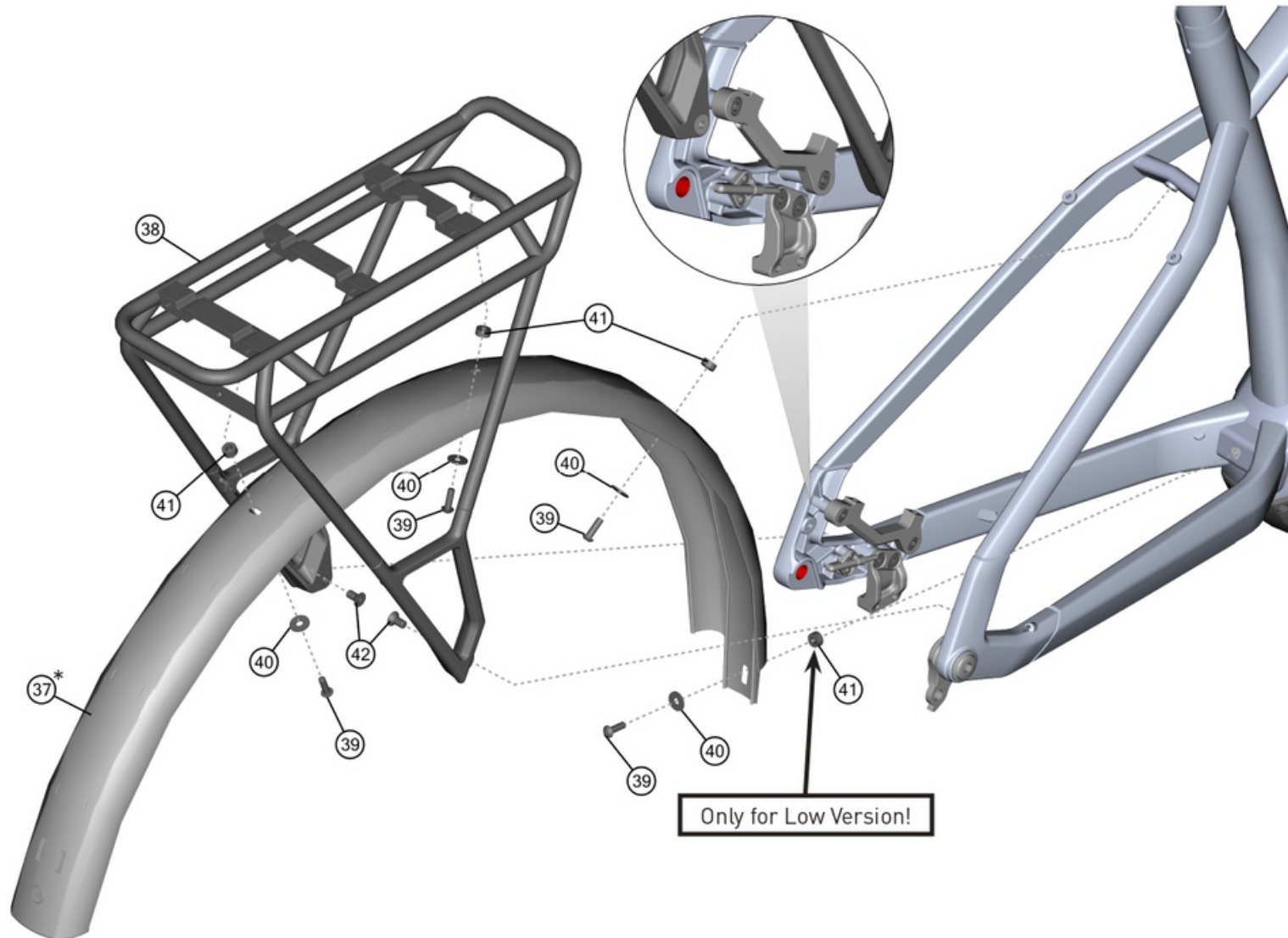
ÜBERSICHTSZEICHNUNG

ASSEMBLY DRAWING main frame

BOM-ID	Description	Specification	Torque	QTY	Service item nr.
21	Charge port frame			1	KHB00028  
22	Self-tapping counter sunk screw	TX8 - M3 x 10 mm	2 Nm	8	KHB00028  
23	Charge port cover			1	KHB00028  
24	Self-tapping lens head screw	TX10 - M3 x 16 mm	2 Nm	2	KHB00028  
25	Thread insert plate for battery fixation			2	
26	Lens head screw	TX25 - M5 x 12 mm	5 Nm	4	KHB00031  
27	Fixation washer			2	KHB00031  
28	Battery holder			1	KHB00031  
29	Battery lock holder			1	KHB00031  
30	Battery lock module			1	KHB00031  
31	Cylinder head screw	TX20 - M4 x 30 mm	1 Nm	2	KHB00031  
32	Fixation block			1	KHB00031  
33	Battery face plate			1	KHB00031  
34	Counter sunk screw	IS3 - M5 x 12 mm	5 Nm	3	KHB00031  
35	Battery cover			1	KHB00032  
36	Battery cover latch/lever			1	KHB00032  

ÜBERSICHTSZEICHNUNG

ASSEMBLY DRAWING carrier & fender

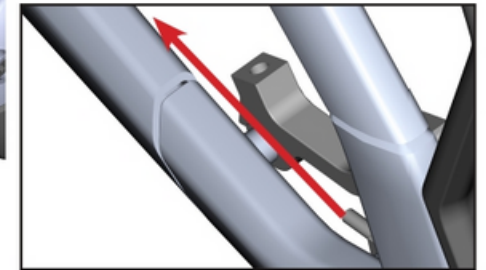


Hinweis: Bei den Schrauben muss mittelfeste Gewindesicherung verwendet werden. Rote Flächen müssen gefettet werden.

Note: use medium strength screw lock for screw threads. red surfaces has to be greased.

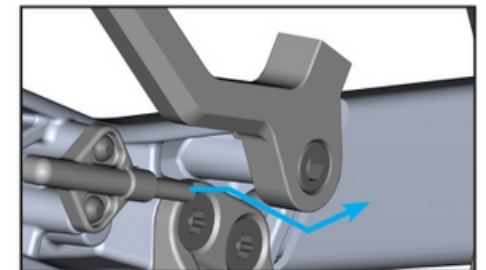
Speedsensor cable routing for MTB

➤ Lay cable between brake adapter and chain stay










Speedsensor cable routing for TRK

➤ Lay cable between brake adapter and kickstand adapter



ÜBERSICHTSZEICHNUNG

ASSEMBLY DRAWING main frame

BOM-ID	Description	Specification	Torque	QTY	Service item nr.
37*	Fender front & rear 27,5"+	with L-bracket		1	KHB00038 
37*	Fender front & rear 27,5"+	for mobie mount		1	KHB00038 
38	Rear carrier 27,5"			1	KHB00037 
39	Lens head screw	TX25 - M5 x 16 mm	5 Nm	4	KHB00037 
40	Washer	ø 5,3 mm		4	KHB00037 
41	Spacer	5 mm		4	KHB00037 
42	Counter sunk screw	IS4 - M6 x 16 mm	6 - 8 Nm	2	KHB00037 

ÜBERSICHTSZEICHNUNG

ASSEMBLY DRAWING

FACT SHEET:	
SHOCK LENGTH:	-----
SHOCK HARDWARE TOP:	-----
SHOCK HARDWARE BOTTOM:	-----
HEADSET TOP:	ZS 44
HEADSET BOTTOM:	ZS 56
SEATPOST DIAMETER:	34,9 mm
CLAMP INNER DIAMETER:	38,1 mm
BOTTOM BRACKET:	-----
KICKSTAND:	mount integrated in dropout (Adapter required)
ISCG STANDARD:	ISCG 05 on motor
CARRIER MOUNT INSTALLATION POSSIBLE:	YES
FENDER COMPATIBLE INSTALLATION POSSIBLE:	YES

DROPPER SEATPOST READY:	YES
VERSATILE ACCESSORIES:	HAIBIKE MRS modular rail system (Range Extender can be mounted)
MAXIMUM PERMISSIBLE TOTAL WEIGHT:	AllTrack 5/6: 120 Kg (CAT. 3) AllTrack 7: 150 Kg (CAT. 3) Trekking: 150 Kg (CAT. 2)
MAXIMUM TIRE SIZE:	MTB: 27.5" x 2.6" TRK: 27.5" x 2.4" MTB: 29" x 2.6"
WHEEL SIZE:	MTB: 27.5" x 2.6" TRK: 27.5" x 2.4" MTB: 29" x 2.6"
QUICK RELEASE LENGTH:	Thru-axle M12x1.00x180mm / 148mm Head HEX 11.5mm
OVER-LOCKNUT DIMENSION (O.L.D.):	148 x 12 mm
FD CLAMP SIZE:	-----
FD TYPE:	-----
ENGINE:	YAMAHA PW-S2 / PW-X3
BATTERY:	SIMPLO 720Wh
DISPLAY:	YAMAHA Display A